

FLAT PANEL MONITORS

19LM211(51UN) SERIES

21.3" SLOW SCAN LCD MONITORS

DISPLAY

Type: AM Colour TFT
 No. Colours: 16 million
 Max. Resolution: 1280 x 1024 pixels
 Active Display Area: 432 x 324 mm
 Backlight Life: 50,000 hours typical
 Brightness: 250cd/m² typical
 Contrast Ratio: 500:1 typical
 Viewing Angles: 85° Left; 85° Right
 85° Up; 85° Down
 Response Time: 15ms average, typical

SIGNAL INPUTS

RGB Signal : Analog RGB 0.7-1.0Vp-p
 Or TTL >2.75Vp-p
 Input Connectors: 9D, 15D, BNC x 5
 Sync. Type/Level: Separate H&V (+/-ve) TTL
 or Composite (-ve) TTL
 or Sync-on-Green (-ve) 0.3V
 Slow Scan Support: Pre-programmed Analog or
 (see table examples) TTL
 Fast Scan Support: inputs in 15-40kHz range
 1280 x 1024 SXGA
 1024 x 768 XGA
 800 x 600 SVGA
 640 x 480 VGA
 Horizontal Scan: 15-91kHz
 Vertical Scan: 40-80Hz
 Clock Rate: 135MHz max
 Controls: Brightness, Contrast, Auto set-up
 (On Screen Display) Disable, H/V Position,
 buttons at front) Clock, Clock Phase and Priority

POWER INPUTS

AC Model: 90-264V 50/60Hz
 Power Consumption: 70W Max.

PHYSICAL/ENVIRONMENTAL

Dimensions (approx): 483 x 479 x 188
 Weight (approx): 11Kg.
 Housing: Painted Aluminium (Storm Grey)
 Operating Temp: 0 to 50°C
 Storage Temp: -20 to 60°C

PART NUMBERS

Desktop Model: 19LM211A51UN
 Display Head only 29LM211A51UN

Due to a policy of continuous product development KME reserves the right to change specifications and descriptions without prior notification. All trade marks acknowledged.
 19lm211(51un)1 04/2004

SXGA and Old Legacy Signals



- Specially designed for Slow Scan Signals
- CGA, EGA and all VESA standards up to SXGA
- Image Size Adjustment & Save
- TTL, Analog & Interlaced Signals accepted
- BNC, 9-D & 15-D Connectors
- Rugged Metal Construction with Good Stability
- Also Rack/Panelmount, Heads & Chassis versions

The 19LM211(51UN) Series of 21.3" LCD monitors has been designed primarily for Slow Scan Legacy Systems as replacements for 20"/24" CRT monitors. They utilize a modern SXGA TFT (1280 x 1024 pixels) panel and a KME-designed Analog-Digital interface board. All elements, including a toughened glass protection screen, have been packaged in a compact metal housing. The AC power supply is integrated in the monitor head.

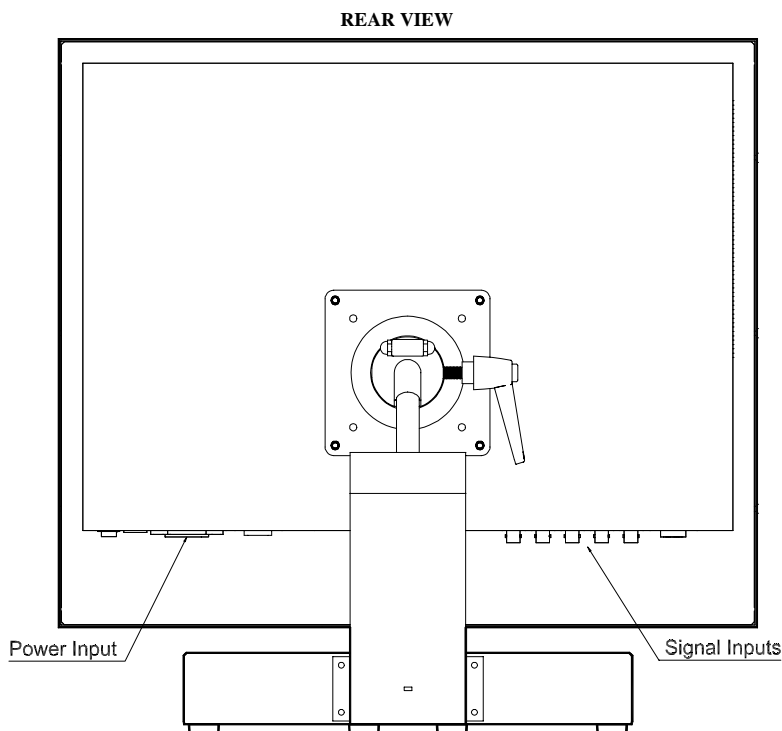
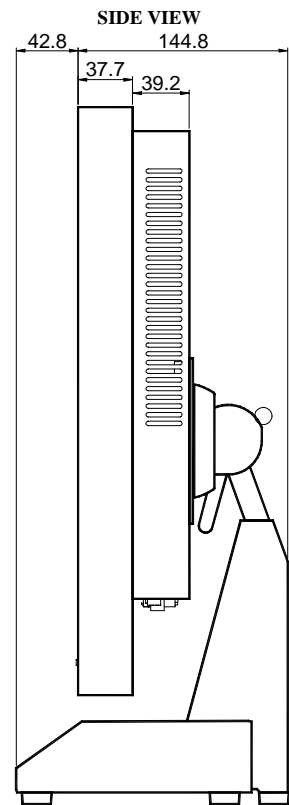
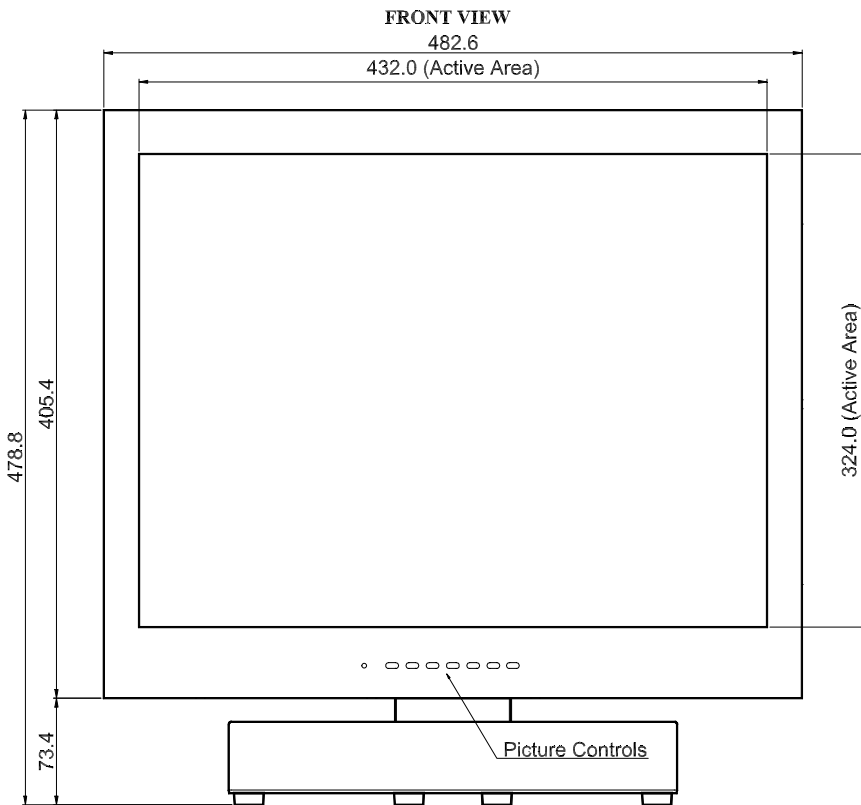
By special development of their own Signal Recognition and Scaling software, and access to an extensive library of older signal timings gained from 25+ years of CRT monitor manufacturing, KME has created a Multiscan ("Universal") flat panel monitor with unique 15kHz to 80kHz display capabilities. Some common Slow Scan Signal timings are factory pre-set. New ones may be added on request. Other signals, which are close to those listed, will give a display but some adjustment may be necessary for full screen performance. The final settings can be easily stored for future use.

H. kHz	V. Hz	Pixels	H. kHz	V. Hz	Pixels
15.625	50	714 * 288	15.63	50	560 * 275
15.63	60	808 * 238	15.72	60	564 * 240
15.72	60	508 * 240	15.72	60	604 * 240
15.72	60	640 * 200	16.10	50	564 * 304
16.276	70	640 * 220	16.79	70	577 * 215
17.85	50	508 * 338	21.83	60	640 * 350
20.65	50	640 * 384	24.78	60	640 * 384



19LM211(51UN) SERIES

21.3" SLOW SCAN LCD MONITORS



All dimensions in millimetres
(Not to scale)

19lm211(51un)2

04/2004

Kent Modular Electronics Limited
611 Maidstone Road, Rochester, Kent ME1 3QL, UK
Tel: +44 (0) 1634 830123 Fax: +44 (0) 1634 830619
E-mail: sales@kme.co.uk URL: <http://www.kme.co.uk>